



Southeastern Guide Dogs Suncoast puppy Raisers Meeting Announcement & Newsletter for August 2010



Southeastern Guide Dogs
Harness the power of freedom.™

Puppy Saturday Meeting

Date: August 14, 2010

Where: Countryside Mall

Time: 10:00am-12:00pm

Access: Guide dog puppies only

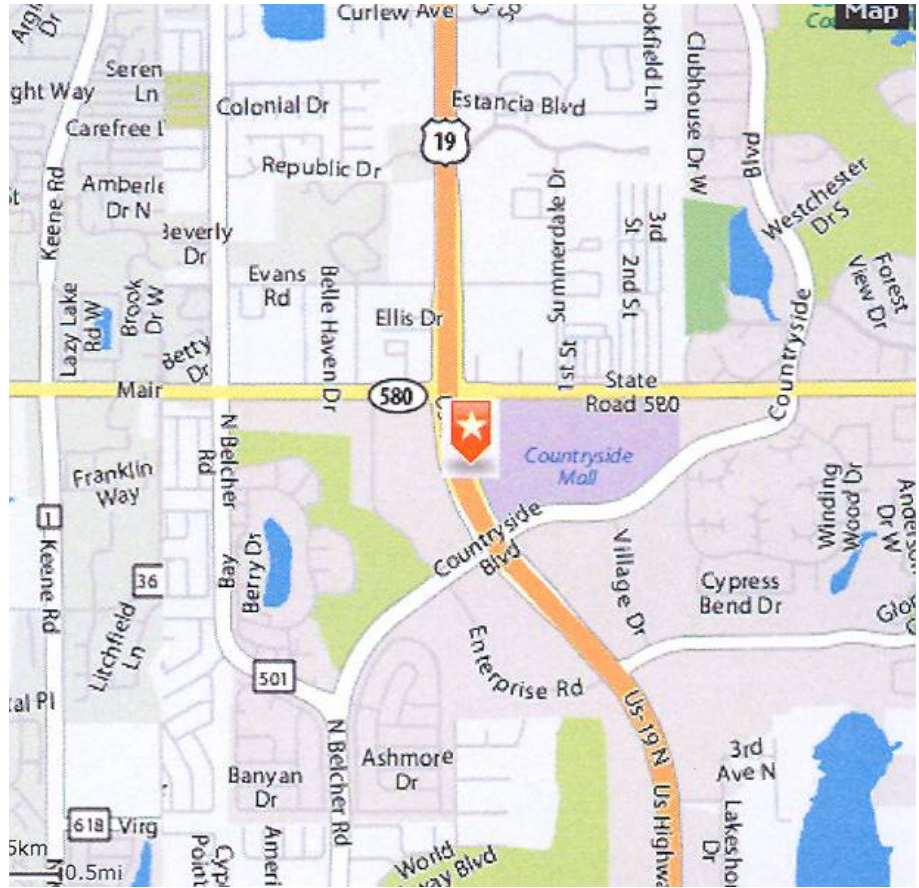
Hi everyone,

By the time you get this, Chuck and I will hopefully be on the road to Minnesota. We are taking a two-week road trip from July 31st until August 15th. The ultimate destination is Duluth Minnesota to attend Chuck's nephew's wedding. On the way up and back we hope to visit friends in Tennessee, Wisconsin, Minnesota, Michigan and North Carolina. It'll be a long trip but I think a lot of fun. We hope to visit Leader Dog where Maddox was trained and meet his puppy raiser. She is a former cop and is now retired. She is currently raising her 13th puppy for Leader Dogs and Maddox was number 6. She also raised Maddox's daddy, Copper, number 4. We hope to meet him and his host family also. Of course, we will take lots of pictures.

In the meantime, our wonderful CoCoordinator Marcy Harrod will be handling the Saturday puppy meeting. It turns out your other CoCoordinators, Don and Donna Thompson are also on vacation! So be on your best behaviors for Marcy!

The meeting will be at Countryside Mall in Clearwater, and you will be meeting in the food court. Marcy has a little scavenger hunt planned for everyone in which prizes will be awarded. Sounds like lots of fun, I wish we were going to be there! Make sure you have pick up bags as well as clean up supplies with you. Be ready to assist your fellow puppy raisers as we always have someone have an accident while in the mall. This is a very public meeting and we want to be sure to make a positive impression. So be ready to assist your fellow raisers. Even older dogs sometimes have accidents at this meeting, why you may ask? Two reasons dogs who have not done a lot of mall type exposures do not realize they are not outside with the high ceilings and trees and plants in the mall, and also stress, this can be a very stressful experience for a dog, crowds of people other pups noise so many exposures at once. When a dog gets stressed the often have an accident. This is why we cannot do malls too much with our pups. If they are comfortable and relaxed in a mall setting, they will most likely be comfortable in all public hi visibility places.

Directions: Take US Hwy 19 to state road 580 go east on 580 enter the mall. Park and then relieve your pup before joining the group in the mall.



Last Month


Thank you Diane and Glen, once again for opening your home and pool to a bunch of crazy puppy raisers and dogs. By the time we were finished, you could not see the bottom of the pool! But, Diane did comment that the yard wasn't as tore up as it had been in the past.

The walk down to the beach was also fun. I hadn't heard if any of the neighbors launched any complaints about the puppies being in the water since "NO DOGS ARE ALLOWED!" Good thing I can't see to read the signs.

At the pool party, we also drew the winner for the "Puppy challenge." The puppy challenge is the brainchild of Sylvia McChesney and is an idea I would like to continue. Currently, it costs \$3000.00 for puppy raisers to name a puppy. How the money is raised is by doing fund raising projects in the community, like selling pet beds, that Sylvia has been doing, or school projects to raise money for SEGDI, like Kim Thomson's school has done. If each individual person raised \$100.00 and put it into the same account, at this time, under Sylvia's name, they were entitled to a raffle ticket. Several raisers had pooled their funds and the winning ticket was drawn. Congratulations Kim Thomson for having the winning ticket. So what are you going to name "our" puppy? You know a lot of us are rooting for "Sunny" for the Suncoast Puppy Raisers! Just a thought!

In For Training

Our group is going to become considerably smaller this month since we training! Here they are: Apollo, raised by the Harrods, Blossom, raised by the Tackers; Brewton, raised by the LaPointes; Bernie, raised by the Zunigas; Biscuit, raised by the Cohen's, Daisy, raised by Trudy & John, Meghan, raised by the Simons, Misha, raised by Kathy and Jennifer Nalbach and finished by Rebecca Pitts; and last but not least, ZeeZee, raised by Sylvia McChesney. It seems like you guys just got here! I know you all will be missed. I am especially sad to see the Australian Shepherds go since the school is not going to be breeding them any more. They may be crazy puppies, but they make great guide dogs! Good luck to all of our returning pupils and we will be tracking your progress.



New pups at last months meeting: Clockwise from top, Berkley, Elvis, Cookie, and Buster. A big Suncoastpup welcome to all 4 littermates!

have 9 dogs returning for

Sporting Clays Benefit Shoot

The Harrison's, currently raising Trapper, are spearheading this first time ever benefit event. The money will go to the Paws for Patriots program at Southeastern. But we need everyone's help. The following information came from Larry Harrison:

It will be held the morning of Nov 13th at Fish Hawk Sporting Clays in Lithia. It will be a 50-target shoot. Individual entry is \$80; a team of four is \$300.

There will be several shooting games on the side besides the 50 targets. There will also be lunch and a raffle. We have a very nice category of participation also. For an \$80 donation we will arrange to have an active duty military member shoot the event at no cost to them. An active duty team can be sponsored for \$300. It's a great way for a company to thank the troops.

To date we have one sponsor at the \$1500 level. We are still looking for an event sponsor at \$5000 as well as other levels to include \$50 sign sponsors.

We are also still looking for raffle items. We have some nice things so far...an hour of instruction from an international shooting coach, a family pass to the Kennedy Space Center, membership at Fish Hawk, a Wine Country gift basket, a AAA membership, as well as some other nice prizes. We need items for the goody bags we will distribute to the shooters. Goody bag items include promotional/sample items such as drink cozies, bandanas, visors, packaged food samples (dog food, etc), hats, pens, sunscreen, etc.

What do we need from you? We need some ideas for soliciting sponsors, raffle items and bag items. How do you figure that out? Aside from considering your employer, think about the places you take your dog where you get good feedback/support (restaurants, car washes, salons, car dealerships, travel agencies, etc.). If you don't feel comfortable approaching them (particularly for sponsorship) give us your idea and let us do it. But if you think they would like to help with a gift certificate or other raffle item, feel free to accept it and we'll collect it from you later. We can provide SEGD's non-profit certification upon donor request.

The targets for our shoot will be set for beginners. Guns and ammunition will be available for rent/purchase. Not only that but after you register for the shoot Fish Hawk will allow you to go out there for several weekends before the date and shoot.

Cheers...Larry and Gabrielle

This sounds like a great event and I want us to support them any way we can. Yours truly will be doing the food, of course. I wonder what they would think about a team of shooters that are blind?

Charity Cruise to Benefit Southeastern

Join the St. Pete Lion's Foundation and Southeastern Guide Dogs on a 7 day Western Caribbean exotic cruise aboard the Carnival Legend. The cruise departs from the Port of Tampa February 20, 2010 and returns February 27, 2010. Visit, Grand Cayman, Cozumel and Belize and Isla Roatan are your destinations.. Inside cabins start at \$732.00 per person and include port charges and a tax deductible donation of \$35.00 to Southeastern Guide Dogs.

This cruise is being sponsored by the St. Pete Lion's Club that Chuck and I are members. If we weren't going skiing the following week, we would be on this cruise. We have more information if you would like it on cabin prices and other info, or call 727-367-3922 for more info. The more people that go, the more we can raise for the guide dog school.

Training Tip – Riding the Bus

People that have full sight and can drive don't think about taking the bus. I bet there are a few of you who have NEVER taken a bus in your life! Therefore it is a safe assumption that your guide dog puppy has not been on a bus either. Well, for a blind person, taking a bus is a necessity of life if we want to get around independently. Guide dogs are great to have on a bus. Maddox and I ride the bus every day to and from St. Pete to Tampa and we attract a lot of attention. He has also allowed me to make a lot of new friends. We get a lot of special treatment and rides to and from the bus because people don't want Maddox getting too wet, hot, tired, etc. I just happened to be the one at the other end of the leash. So for us, riding the bus is fun. But, there are some protocols to riding a bus and actual bus etiquette. Everyday bus riders can spot a rookie bus rider a mile away. We would like for you and your pup to travel as often as you can on public transportation. Like

grocery stores and restaurants this is an exposure your pup cannot do to often. Here are some tips to make your trip enjoyable, and help you and your puppy travel with confidence.

Plan your trip in advance. The buses primarily travel on main thoroughfares, such as US 19, Park Blvd, and travel between downtown and shopping centers. For example, you can get on at Park Side Mall and travel to Countryside on one bus. You can find out about bus routes by either calling PSTA (Pinellas Suncoast Transit Authority) or visiting their website. What to check on are where you want to go and the approximate time you want to travel. Routes vary depending on popularity and time of day. Bus schedules are always posted at the major bus stops such as each shopping center and Williams Park downtown St. Pete, and Park Street terminal in Clearwater.

Next, have exact change. Currently, the bus fare is \$1.75 one way. The bus will take dollars and coins, no pennies. You cannot get change back.

Make sure you are boarding the right bus. The bus number may stay the same but the destination sign will tell you if it is going north or south, east or west. When in doubt ask the bus driver when you board.

Have your money out and puppy ready at the time you are going to board. Nobody likes to wait while someone fidgets getting his or her money out. Everyone is in a hurry to get where they want to go and the drivers are usually on a tight schedule.

Now the bus is here and you are ready to board, your money is in your right hand and your puppy's leash is in your left. Have your puppy sit at the bottom of the steps before entering the bus. Then give a "forward up" to the top of the steps and have your puppy sit again. Now, put your money in the coin box, change goes in the slot and bills go in the dollar validator. Don't be afraid to ask the driver how it works.


Now you've paid, have your puppy go first to "find a seat." The regular city buses have side ways seats in the front for handicap seating. I usually sit there. The good is that it is close to the door, the bad is everyone has to walk past you. You decide what your puppy can handle.

After a seat is selected, I usually sit down first, and then position my puppy under the seat. On a sideways seat, back them in. On a seat that faces the front, your puppy will be entering facing the window, but they will want to turn around to face the aisle. If your puppy is small, they can turn around between the seats, if they are big, it is easier to position them in the aisle until you sit down and then back them in. The first time you try to back them in they will probably resist you, but do the best you can to clear the aisle as quickly as possible.

During each successful step through the process of boarding and getting seated, be sure to praise your puppy for any positive responses along the way. It is just as new to them as it is to you so make sure to encourage them.

Now relax and enjoy the ride. When exiting, have them sit at the top of the steps until you tell them "forward down," but don't have them sit at the bottom. Chances are, there will be people behind you and you need to move out of the way.

A bus ride sounds more complicated than it actually is, but it is important to be considerate of the other passengers that may be trying to get to work or another bus on time. I know the Pinellas buses pretty well so if you would like me to suggest some routes for you let me know.



**A couple
more
pic's
from last
months
pool
party.
Enjoy
your trip
to the
mall!
You're
A/C's
Debbie
& Chuck**

